



Creative Generation Excellence Awards in Visual Art 2026

STEP-BY-STEP SUBMISSION INSTRUCTIONS

Contents

Creating an account	2
Creating submissions.....	5
Submission information	5
Start new submission.....	7
Edit or withdraw existing submission.....	8
Finalise submission	9
Submission status.....	10
Helpful information.....	11
Downloadable resources	11
Regional exhibitions.....	12

Creating an account

This year, there is a new submission platform for the Excellence Awards in Visual Art. This document is an instructional guide to help teachers create an account and enter submissions for the awards using the new platform.

Key contact teachers must create an account to submit their student/s. It is recommended that the key contact teacher for your school (i.e. the person responsible for submitting entries and receiving communications) is the person who creates the account.

1. Use the link below to access the **Visual Art Awards platform**. Please bookmark this link for future use.

<https://visualartawards.awardsplatform.com/>

2. On the left-hand side, enter your email address to register for a new account (we recommend using your school email address).
3. Click **Continue**.

creativegeneration
Excellence Awards in Visual Art

Log in or register

Email

Continue

Visual Art Awards

Start here

- 1 Register an account.
- 2 Start your submission (you can save and revisit a nomination as many times as you need to before the closing date).
- 3 Finalise your submission/s.

For any questions, please contact artawards@qed.qld.gov.au.

About the program

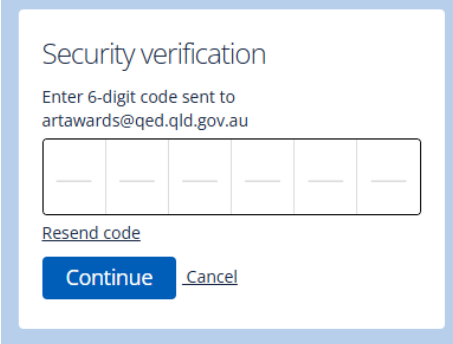
The Creative Generation Excellence Awards in Visual Art (the awards) promote and recognise excellence in senior visual art education and student achievement in visual art throughout Queensland's state and non-state schools.

Since 1990, the program has helped raise community awareness of the degree of sophistication in concepts, diversity of technical competence, and the high standard of visual art education in Queensland secondary schools.

The program comprises of:

- the digital submission of an online nomination form, 3 photographs of student artwork and supporting information
- the judging of all artworks to determine the award recipients
- regional exhibitions showcasing all eligible, submitted artworks
- an online gallery of all eligible, submitted artworks
- an exhibition of the Excellence Award winners' artworks at the Gallery of Modern Art (GOMA) in Brisbane.

- You will be prompted to enter a 6-digit security verification code which will have been sent to your inbox (please check your junk/spam folder also). Once received, enter the code into the provided boxes.



Security verification

Enter 6-digit code sent to
artawards@qed.qld.gov.au

—	—	—	—	—	—
---	---	---	---	---	---

[Resend code](#)

- Please enter your **contact details** and choose your **password**. Passwords must be at least 12 characters, including a number, an upper-case and a lower-case letter and a special character.



Register

First name

Last name

Email

Password
Must be at least 12 characters, including a number,
an upper-case and a lower-case letter and a special
character.

I have read and agree to the [privacy policy](#),
[cookie policy](#) and [terms of service](#).

I agree to receive notification and
communication emails or SMSs from Visual
Art Awards. You may withdraw your consent
at any time.

- Next, read and agree to the **terms and conditions**. Please note, the only communication emails you will receive from the platform will be confirmation of successful submission, or reminders of missing and/or incomplete submissions.
- When you have completed these fields, select **Complete registration**.

8. You have now finished creating your account and will land on the *Submissions* page below. From here, you can start creating submissions, update your account details by clicking the icon in the top-right corner, or view *Helpful information* via the pages in the left-hand menu.

The next time you want to access the **Visual Art Awards platform**, use your email address and the password you set to login.

Visual Art Awards

Submit

Test Teacher TT

Helpful information

Downloadable resources

Regional exhibitions

Submissions

Submission information

Submissions for the 2026 awards close at 5:00pm on Friday 21 August 2026

Please note the deadline is final and there will be no extensions provided. The system will automatically prevent new submissions from being created after the deadline.

Submission guidelines, forms & instructions

Please head to the Downloadable Resources tab to access important documents including:

- 2026 Submission Guidelines including all key information about the awards for schools, students and families
- Consent forms
- Step-by-step instructions on how to submit

Eligibility and submission requirements

For an artwork to be deemed eligible in the awards, the following submission requirements must be met:

1. At the time of submitting, the student must be in either Year 11 or 12 at a Queensland state or non-state school. The work must be part of their senior visual art curriculum studies in 2026 and display ready.
2. Only one work per student may be submitted, and up to 4 entries per school.
3. Work submitted must be the work of an individual student, not the combined efforts of a group of students.
4. Works **must** comply with the following size restrictions:
 - 2D = maximum of 180 cm wide x 200 cm high
 - 3D = maximum of 180 cm wide x 200 cm high x 200 cm deep
 - Total weight must not exceed 20kg. Works must be able to be lifted and carried safely by one person.

If a work is larger than the size stipulated above, the work will be withdrawn. If a work is different in size from the provided dimensions when it arrives at the regional exhibition, it will not be displayed. Please consider the space required to exhibit works when completing the submission details.

If a work is larger than the size stipulated above, the work will be withdrawn. If a work is different in size from the provided dimensions when it arrives at the regional exhibition, it will not be displayed. Please consider the space required to exhibit works when completing the submission details.

5. Video works must not be longer than 4 minutes in duration.
6. A completed and unedited Department of Education project consent form and Ministerial consent form must be submitted for each student and uploaded as part of the submission process. Without a project consent form, submissions cannot be accepted. Without a Ministerial consent form, submissions cannot be included in announcement and celebratory activities published by the Minister's office.

Support

If you have any questions, please contact the program manager via email at artawards@qed.qld.gov.au or call 07 3328 6619. To get in touch with your regional coordinator, please head to the Regional Exhibitions tab where you will find their contact details.

My submissions

Hello, Test Teacher!

You have no submissions yet. What are you waiting for?

Start submission

QAGOMA Teachers Mutual Bank DELIVERING FOR QUEENSLAND Queensland Government

Creating submissions

Before submitting, please ensure you and the submitting student have reviewed the [2026 Submission Guidelines](#). These can be found on the website and under the downloadable resources page.

Submission information

Below is a full list of the information you will need to complete a submission. *All fields are mandatory unless marked as optional.*

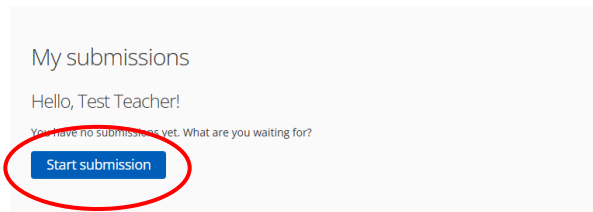
As you fill out the submission form, you see that many fields have useful tips & tricks, reminders, or specifications listed next to them. Please take note of these as they are there to help you provide the best representation of your student's artwork.

TAB	INFORMATION REQUIRED
Start here	<p>Start here</p> <ul style="list-style-type: none"> • Region • School type (state or non-state school) • Student full name • School name
HOD & teacher information	<p>Visual Art Head of Department (HOD) information</p> <ul style="list-style-type: none"> • HOD first name • HOD surname • HOD email address • HOD phone number <p>Contact teacher information (if different from the HOD)</p> <ul style="list-style-type: none"> • Contact teacher first name • Contact teacher surname • Contact teacher email address • Contact teacher phone number
Artist information	<p>Student information</p> <ul style="list-style-type: none"> • Student year level • Student first name • Student surname • Student preferred pronouns • Does the student identify as Aboriginal or Torres Strait Islander? • Cultural identity (<i>optional</i>) (<i>approx. 50 – 100 words</i>) • Artwork process (<i>100 words maximum</i>) • Artwork process supporting documentation (<i>optional</i>) (<i>Maximum one A4 page in JPG, PDF or Word format</i>) • Artist statement (<i>150 words maximum</i>)

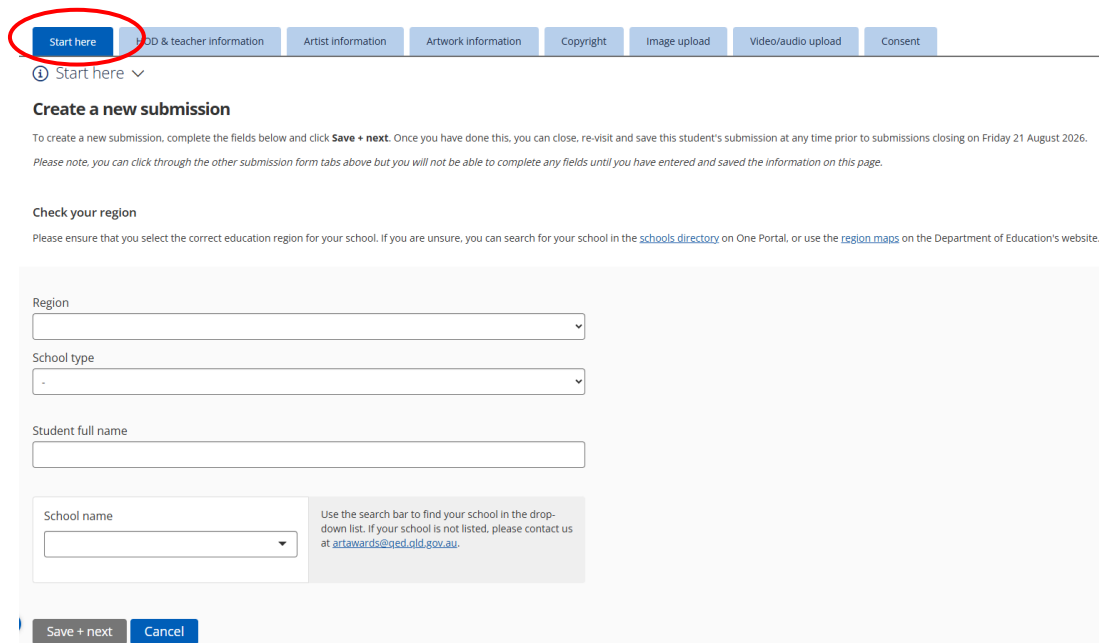
<p>Artwork information</p>	<p>Artwork information</p> <ul style="list-style-type: none"> • Artwork title • Artwork medium • Artwork description (20 words maximum) <p>Artwork dimensions</p> <ul style="list-style-type: none"> • Is this work video/film only? <p><i>If no:</i></p> <ul style="list-style-type: none"> • Artwork weight (please specify milligrams, grams or kilograms, 20kg maximum) • Artwork height (in cm, 200cm maximum) • Artwork depth (in cm, 200cm maximum)200cm maximum • Artwork width (in cm, 180cm maximum)
<p>Copyright</p>	<p>Copyright information</p> <ul style="list-style-type: none"> • Does the work require copyright permissions? <p><i>If yes:</i></p> <ul style="list-style-type: none"> • Provide details of copyright permissions required and/or obtained
<p>Image upload</p>	<p>Artwork images</p> <p><i>Video works only:</i></p> <ul style="list-style-type: none"> • Screenshot of video work <p><i>All other works:</i></p> <ul style="list-style-type: none"> • Image 1 (display overview) (Minimum file size 2 MB in JPG, JPEG or PNG format only) • Image 2 (detail view) (Minimum file size 2 MB in JPG, JPEG or PNG format only) • Image 3 (detail view) (Minimum file size 2 MB in JPG, JPEG or PNG format only)
<p>Video/audio upload</p>	<p>Video/audio files</p> <p><i>Video works only:</i></p> <ul style="list-style-type: none"> • Upload video work (Maximum file size 300 MB in MOV or MP4 format only) <p><i>All other works:</i></p> <ul style="list-style-type: none"> • Does this work include separate video and/or audio files? <p><i>If yes:</i></p> <ul style="list-style-type: none"> • Video upload (Maximum file size 300 MB in MOV or MP4 format only) • Audio upload (Maximum file size 300 MB in MP3 or WAV format only) <p>Installation view</p> <ul style="list-style-type: none"> • Video of installation view (optional) (Maximum file size 300 MB in MOV or MP4 format only)
<p>Consent</p>	<p>Consent forms</p> <ul style="list-style-type: none"> • Department of Education project consent form (JPG, PDF or Word format only) • Ministerial consent form (JPG, PDF or Word format only)

Start new submission

1. Click the **Start submission** button at the bottom of the *Submissions* page.



2. You will land on the first tab of the submission form, *Start here*. From here, you can look through all of the other tabs, but you will not be able to complete any fields until you have entered and saved the information on the first tab.

A screenshot of the submission form interface. At the top, there are several tabs: 'Start here', 'Student & teacher information', 'Artist information', 'Artwork information', 'Copyright', 'Image upload', 'Video/audio upload', and 'Consent'. The 'Start here' tab is selected and circled in red. Below the tabs, the 'Start here' tab content is visible, including a heading 'Create a new submission', instructions, a 'Check your region' section, and a form with fields for 'Region', 'School type', 'Student full name', and 'School name'. At the bottom of the form are 'Save + next' and 'Cancel' buttons.

3. Complete the fields on the *Start here* tab and click **Save + next**. This submission has now been registered and will appear under your account on the *Submissions* page.
4. If you do not have all of the required information for the submitting student at first, complete what you can and click **Save + close**.

Edit or withdraw existing submission

Once you have created a submission, you can return to the form at any time, prior to submissions closing on **Friday 21 August 2026**, to make edits or withdraw the submission

1. To edit an existing submission, click on the name of the student whose submission you wish to edit.

My submissions Active season (Visual Art Awards 2026) Current Search list Advanced

Delete Download Displaying 1 - 2 of 2

<input type="checkbox"/>		ID	Submission	Region	School type	Statuses	Updated	PDF
<input type="checkbox"/>	:		Test Student 2	Central Queensland	Non-state school	In progress	4 seconds ago	
<input type="checkbox"/>	:		Test Student	Darling Downs South West	State school	Submitted	16 minutes ago	

« < 1 > » 10

2. You will be taken back to their submission form. Make any required edits and click **Save + close** to save your changes.
3. To withdraw a submission, click on the three vertical dots on the left of the submission table and click 'delete'.

My submissions Active season (Visual Art Awards 2026) Current Search list Advanced

Delete Download Displaying 1 - 2 of 2

<input type="checkbox"/>		ID	Submission	Region	School type	Statuses	Updated	PDF
<input type="checkbox"/>	:		Test Student 2	Central Queensland	Non-state school	In progress	4 seconds ago	
<input type="checkbox"/>			Test Student	Darling Downs South West	State school	Submitted	16 minutes ago	

Preview submission

Edit

Delete

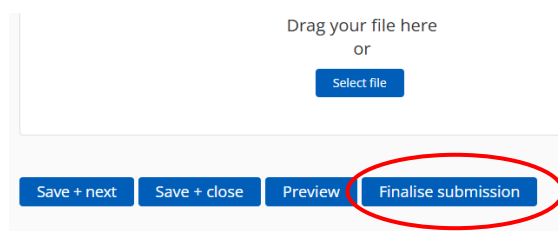
Download

« < 1 > » 10

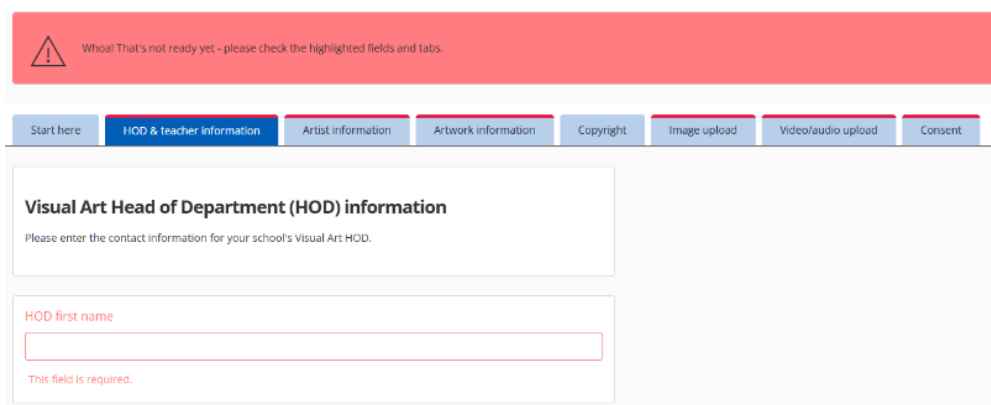
Finalise submission

Once you have received and completed all of the required information, the last step is to finalise the submission.

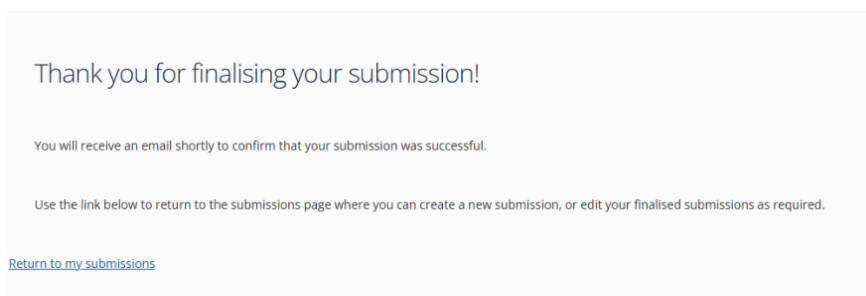
1. Click on the name of the student whose submission you wish to finalise.
2. You will be taken back to their submission form where you can review the information you have entered.
3. When you are ready to submit, click **Finalise submission**.



4. If there is any missing information, you will receive the below error message and the relevant tabs/fields will be highlighted for your to review.



5. When your submission has been finalised successfully, you will land on the page below and will receive a confirmation email. Use the link at the bottom of the screen to return to the *Submissions* page.



Submission status

On the *Submissions* page, you can check the status of each submission under the *Statuses* column.

- 'Submitted' means that all information has been entered and the submission has been finalised successfully.
- 'In progress' means this submission has been started but is yet to be finalised.




My submissions

Active season (Visual Art Awards 2026) Current

Search list Advanced

Delete Download

Displaying 1 - 2 of 2

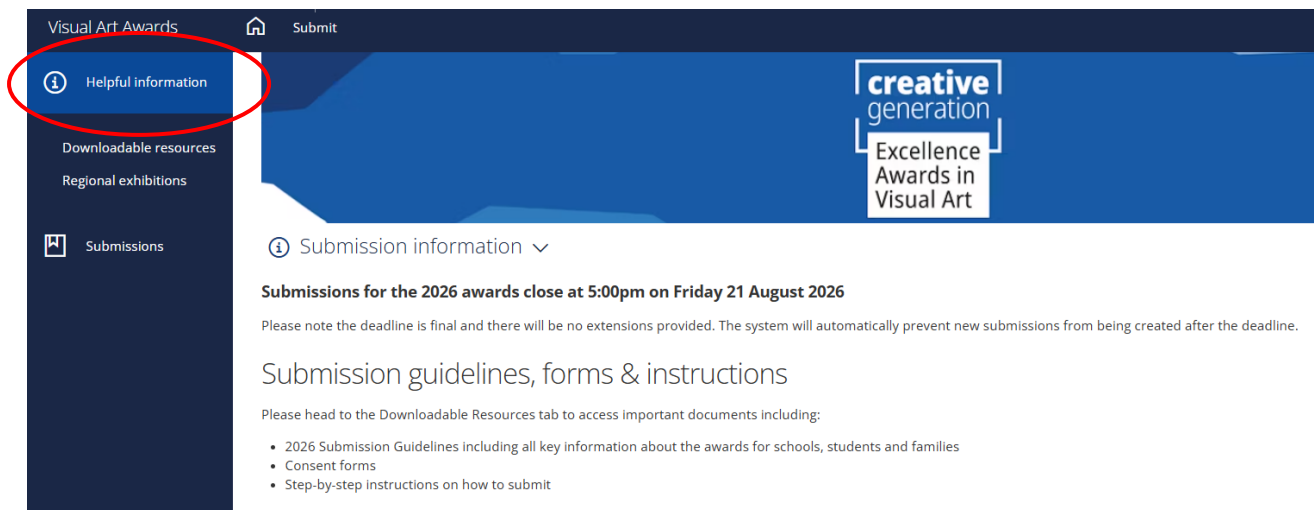
<input type="checkbox"/>	ID	Submission	Region	School type	Statuses	Updated	PDF
<input type="checkbox"/>	:	Test Student 2	Central Queensland	Non-state school	In progress	4 seconds ago	
<input type="checkbox"/>	:	 Test Student	Darling Downs South West	State school	Submitted	16 minutes ago	

« < 1 > » 10

Helpful information

This section contains information about the regional exhibitions and downloadable resources such as the submission guidelines, consent forms, etc.

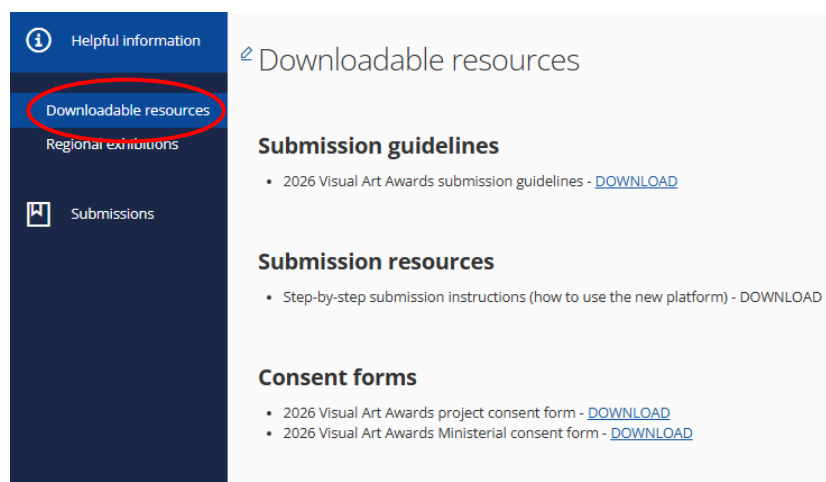
To access the *Downloadable resources* and *Regional exhibition* pages, please click on *Helpful information* in the left-hand menu.



Downloadable resources

Click the *Downloadable resources* page to access key documents such as the 2026 submission guidelines, instructional guides, and all required consent forms

This page will be updated throughout the program with the most up to date resources and information.



Regional exhibitions

Click on *Regional exhibitions* to view information about the regional exhibitions, and the contact details for each regional coordinator.

This page will be updated throughout the program with the most up to date resources and information.

Regional exhibitions

Each education region hosts a Creative Generation Excellence Awards in Visual Art regional exhibition to showcase and celebrate submitted artworks within that region.

Award presentations form part of the regional exhibitions, where certificates of excellence, commendation and regional encouragement are presented to students.

Regional exhibitions are held from September to November each year.

Regional coordinators provide regular updates to their region's contact list and/or via the [regional exhibitions](#) page on the website.

To contact your regional coordinator about your regional exhibition, please use the contact details below.

Region	Coordinator & contact details
Central Queensland	Peta McAllister Yeppoon State High School pjmca0@eq.edu.au
Darling Downs South West	Alice Pennycuik Highlands Christian College alicep@highlands.qld.edu.au
Far North Queensland	Leanne Sachse Mackillop Catholic College, Mount Peter @lsasche@cns.catholic.edu.au
Metropolitan	Matt Johnson Everton Park State High School mjohn351@eq.edu.au
North Coast (North)	Michelle Evans Hervey Bay State High School mevan140@eq.edu.au
North Coast (South)	Liz Clout Maroochydore State High School elclou6@eq.edu.au
North Queensland	Tegan Murphy Ryan Catholic College tmurphy11@ryan.catholic.edu.au
South East	Clayton Smith Marsden State High School csm1456@eq.edu.au